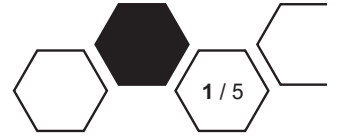


Basic module

... supplies the control module and the DSM tools



The basic module supplies the MultiPro 3G control module and the connected DSM tool (nutrunner / press-in unit). In addition the basic module regulates and monitors the drive and controls the voltage and status of the hall sensor as well as the temperature, current and voltage of the servomotor.

The basic module is divided into different types due to the different performance requirements and is assigned to the DSM tools in a fixed manner.

The unit with the STO (Safe Torque Off) safety function is ready for integration into a customer's protection concept.

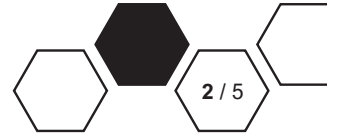
Always switch off safely – we equip our press-in systems with basic modules in STO design as standard in accordance with the norm DIN EN ISO 13849.

Flexible in application – the modular system concept not only allows to change the control module (e.g. upgrade to MultiPro 3G), but also allows the basic module to be replaced when process conditions change.

The modular system concept



Basic module BM-S



BM-S series

Mains voltage 230 VAC

W x H x D (without STO)
201 x 279,5 x 128 mm

W x H x D (with STO)
201 x 279,5 x 231 mm

Weight approx. 5 kg

Basic module **BM-S-1** ML-2000210
Basic module **BM-S-1-STO** ML-2001210

for DSH 26 /005; DS 26 /005

Basic module **BM-S-2** ML-2000220
Basic module **BM-S-2-STO** ML-2001220

for DSH 26 /01/02/04; DS 26 /01/02/04

Basic module **BM-S-5** ML-2000250

for DSH 16 /0025/005

Technical data

Execution	Max. rated current I Mains rated max / A	Max. Peak current I Mains peak max / A	Max. rated output P Mains rated max / W	Max. Peak output P Mains peak max / W	Internal fuse (slow)	Back-up fuse Type C (K) in A	Intermediate circuit voltage Uzk / V
BM-S-1	0,9 A	2,3 A	207 W	529 W	1,6 A	1,6 A	34 V
BM-S-2	0,9 A	2,3 A	207 W	529 W	1,6 A	1,6 A	34 V
BM-S-5	0,5 A	1,0 A	110 W	230 W	1,0 A	1,0 A	20 V

Interfaces: Power supply X21, DS motor X130

BM-S-1-STO	0,9 A	2,3 A	207 W	529 W	1,6 A	1,6 A	34 V
BM-S-2-STO	0,9 A	2,3 A	207 W	529 W	1,6 A	1,6 A	34 V

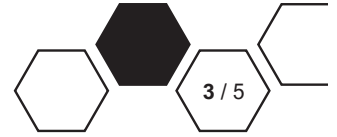
Interfaces: Power supply X21, DS motor X130, STO X86 (Safe Torque Off)

Series transformers must be thermally designed for the max. rated current / the max. rated output. The actual rated current / rated output will lie below the maximum values according to the machine load.

At the max. peak current / max. peak output, series transformers must absolutely (temperature, input voltage fluctuations, etc.) provide an output voltage greater than 198 VAC for the basic module. The actual peak current / peak output will lie below the maximum values according to the machine load.

The permissible input voltage range of the DSM basic modules in 230 VAC version lies between 198 VAC and 253 VAC => 230 VAC (-14% / +10%); it must be maintained even when using series transformers.

Basic module BM-L



BM-L series

Mains voltage 230 VAC

W x H x D

201 x 279,5 x 231 mm

Max. weight approx. 14 kg

Basic module **BM-L-1** ML-2000310

Basic module **BM-L-1-STO** ML-2001310

for DS 34 /025/05

Basic module **BM-L-3** ML-2000330

Basic module **BM-L-3-STO** ML-2001330

for DS 44 /025/05/10/20; SMP 300 /005/01/02

Basic module **BM-L-4** ML-2000340

Basic module **BM-L-4-STO** ML-2001340

for DSH 34 /05/10/20; DS 34 /10/15; DSH 38 /05/10/15; DSH 44 /20/30/40/60

Basic module **BM-L-5** ML-2000350

Basic module **BM-L-5-STO** ML-2001350

for DS 44 /35

Technical data

Execution	Max. rated current I Mains rated max / A	Max. Peak current I Mains peak max / A	Max. rated output P Mains rated max / W	Max. Peak output P Mains peak max / W	Internal fuse (slow)	Back-up fuse Type C (K) in A	Intermediate circuit voltage Uzk / V
BM-L-1	1,9 A	5,2 A	437 W	1196 W	3,15 A	3,15 A	80 V
BM-L-3	2,6 A	9,5 A	598 W	2185 W	6,3 A	6,3 A	60 V
BM-L-4	3,9 A	20,7 A	897 W	4761 W	10 A	10 A	80 V
BM-L-5	5,4 A	20,0 A	1242 W	4600 W	10 A	10 A	80 V

Interfaces: Power supply X21, DS motor X70

BM-L-1-STO	1,9 A	5,2 A	437 W	1196 W	3,15 A	3,15 A	80 V
BM-L-3-STO	2,6 A	9,5 A	598 W	2185 W	6,3 A	6,3 A	60 V
BM-L-4-STO	3,9 A	20,7 A	897 W	4761 W	10 A	10 A	80 V
BM-L-5-STO	5,4 A	20,0 A	1242 W	4600 W	10 A	10 A	80 V

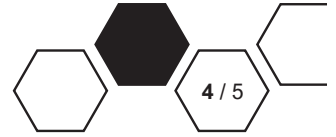
Interfaces: Power supply X21, DS motor X70, STO X86 (Safe Torque Off)

Series transformers must be thermally designed for the max. rated current / the max. rated output. The actual rated current / rated output will lie below the maximum values according to the machine load.

At the max. peak current / max. peak output, series transformers must absolutely (temperature, input voltage fluctuations, etc.) provide an output voltage greater than 198 VAC for the basic module. The actual peak current / peak output will lie below the maximum values according to the machine load.

The permissible input voltage range of the DSM basic modules in 230 VAC version lies between 198 VAC and 253 VAC => 230 VAC (-14% / +10%); it must be maintained even when using series transformers.

Basic module BM-H



BM-H series

Mains voltage 230 VAC

W x H x D

201 x 279,5 x 231 mm

Weight approx. 8 kg

Basic module **BM-H-2-STO** ML-2100820

for SMP 400 /05/10

Basic module **BM-H-4** ML-2000840

Basic module **BM-H-4-STO** ML-2001840

for DS 57 /25/50/70/90/140

Basic module **BM-H-5-STO** ML-2100850

for XMP 90 /05/12,5/25; QMP 80 /025/05/10/20/25

Technical data

Execution	Max. rated current I Mains rated max / A	Max. Peak current I Mains peak max / A	Max. rated output P Mains rated max / W	Max. Peak output P Mains peak max / W	Internal fuse (slow)	Back-up fuse Type C (K) in A	Intermediate circuit voltage Uzk / V
BM-H-4	8,5 A	77,7 A	1945 W	17866 W	16 / 0,5 A	16 A	325 V

Interfaces: Power supply X21, DS motor X50, C-HS X75

BM-H-2-STO	7,4 A	39,0 A	1693 W	8961 W	16 / 0,5 A	16 A	325 V
BM-H-4-STO	8,5 A	77,7 A	1945 W	17866 W	16 / 0,5 A	16 A	325 V
BM-H-5-STO	11,9 A	77,7 A	2732 W	17866 W	16 / 0,5 A	16 A	325 V

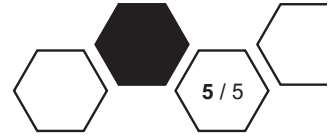
Interfaces: Power supply X21, DS motor X50, C-HS X75, STO X86 (Safe Torque Off)

Series transformers must be thermally designed for the max. rated current / the max. rated output. The actual rated current / rated output will lie below the maximum values according to the machine load.

At the max. peak current / max. peak output, series transformers must absolutely (temperature, input voltage fluctuations, etc.) provide an output voltage greater than 198 VAC for the basic module. The actual peak current / peak output will lie below the maximum values according to the machine load.

The permissible input voltage range of the DSM basic modules in 230 VAC version lies between 198 VAC and 253 VAC => 230 VAC (-14% / +10%); it must be maintained even when using series transformers.

Basic module BM-V



BM-V series

Mains voltage 400 VAC

W x H x D

201 x 279,5 x 231 mm

Weight approx. 8,5 kg

Basic module **BM-V-4** ML-2000940

Basic module **BM-V-4-STO** ML-2001940

for DS 80 /220/300/420/500/600; DS 80-130 /900/1000/1500/2000/2400

Basic module **BM-V-5-STO** ML-2100950

for QMP 100 /30/40/50/60; QMP 140 /70/100/120; SMP 500 /20/30/50/70

Basic module **BM-V-7-STO** ML-2100960

for XMP 120 /50/75; XMP 300 /250/500

Technical data

Execution	Max. rated current I Mains rated max / A	Max. Peak current I Mains peak max / A	Max. rated output P Mains rated max / W	Max. Peak output P Mains peak max / W	Internal fuse (slow)	Back-up fuse Type C (K) in A	Intermediate circuit voltage Uzk / V
BM-V-4	3,6 A	32,8 A	2635 W	23956 W	3x16 / 0,5 A	3x 16 A	565 V
Interfaces: Power supply X61, DS motor X60, C-HS X75							
BM-V-4-STO	3,6 A	32,8 A	2635 W	23956 W	3x16 / 0,5 A	3x 16 A	565 V
BM-V-5-STO	4,3 A	32,8 A	3114 W	23956 W	3x16 / 0,5 A	3x 16 A	565 V
Interfaces: Power supply X61, DS motor X60, C-HS X75, STO X86 (Safe Torque Off)							

Series transformers must be thermally designed for the max. rated current / the max. rated output. The actual rated current / rated output will lie below the maximum values according to the machine load.

At the max. peak current / max. peak output, series transformers must absolutely (temperature, input voltage fluctuations, etc.) provide an output voltage greater than 344 VAC for the basic module. The actual peak current / peak output will lie below the maximum values according to the machine load.

The permissible input voltage range of the DSM basic modules in 400 VAC version lies between 344 VAC and 440 VAC => 400 VAC (-14% / +10%); it must be maintained even when using series transformers.