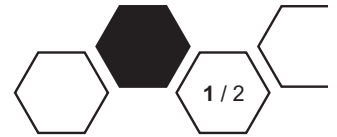


DSM software application MPEC

Setup, programming, visualisation, production data documentation and analysis of tightening and press-in processes



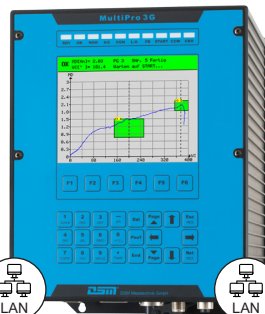
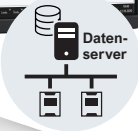
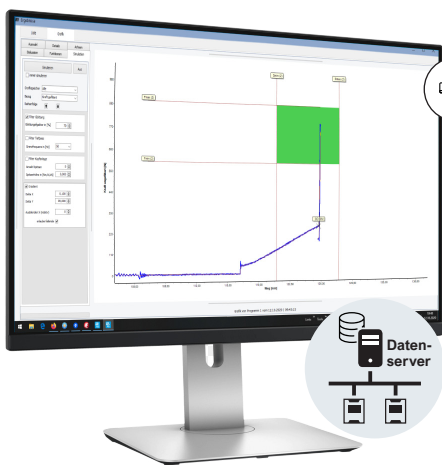
MPEC offers a multifunctional platform for administration and monitoring of all your DSM control systems. To always keep an eye on every assembly process – whether measuring results or graphics, tightening tasks or press-in processes, measured values from external sensors. Side menu bar and pop-up windows allow a quick parameter input, the creation of sequence programs, the execution of analysis functions and the simulation of processes. Powerful diagnostics with powerful function tools – such as the generation of a curve chart from recorded measured values – for process optimisation and for the identification of trends and the Predictive Maintenance.

One software application for many opportunities ...

m PEC Panel PC at the station

m PEC PC in the office (e.g. offline analysis)

DSM control system
MultiPro 3G

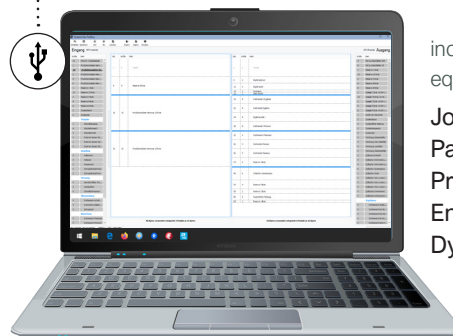


incl. e.g. with the functions:
Worker information system
Program sequences
Customer-specific product numbers

incl. e.g. with the features:

- Results list
- Family of curves
- Process simulation
- Data conversion

m PEC Service laptop

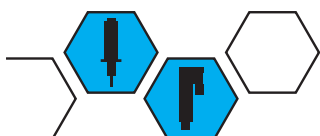


incl. e.g. with the following equipment features:

- Job management
- Parameterisation
- Programming
- Envelope curve
- Dynamic fieldbus

m PEC Process monitoring via Windows tablet

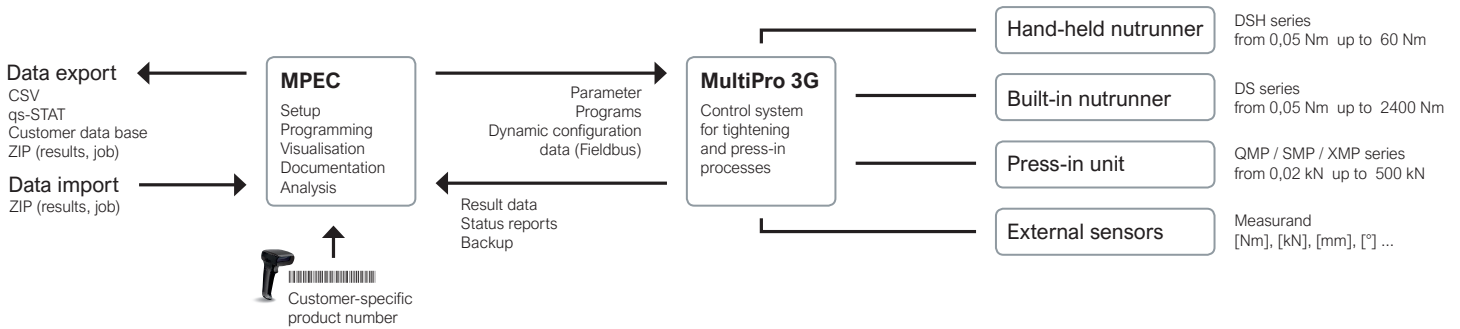
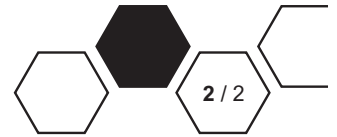
incl. e.g. with:
Device selection
and Results display



MPEC Multi-Programming-Evaluation-Communicator – the basic version is part of the MultiPro 3G control system and enables parameterisation, programming, data recording as well as analysis and process optimisation. Professional versions and function add-ons are optionally available – matched to the assembly process and to the requirements of the MPEC User Interface.

MPEC DSM software application

Flexible in use – a benefit for your assembly requirements



Job management

MPEC stores the parameter image of the control system (settings, programs, etc.) as well as the related results in a job and offers the option of creating an unlimited number of jobs per unit. This enables a simple structuring of the orders according to component variants, products or different processes – tightening / press-in. Your benefit: Time-saving changeover to different product variants and a comfortable organisation of the programmes in relation to a product.

Parameterisation, Programming

Intuitive working environment for the parameterisation of the control system, the connected tool (nutrunner / press-in unit) and for the creation of programs.

Program sequences

Use MPEC to select several programs to be run step by step in a defined order. Doing so, the number of required OK evaluations, which have to be carried out with the respective program, can be set. It is also possible to specify, how many NOK evaluations are allowed in each program. Other behaviours, when certain events occur, can be individually configured.

Product number

Take-over of customer-specific product numbers (or part numbers, etc.) and corresponding allocation to the production data / results.

Worker information system

Simple and quick set-up of a worker guidance system. The user interface „Worker Information System“ of the MPEC shows the step-by-step instruction with text, picture and video and provides visual support for the worker for correct execution of complex assembly processes.

Envelope curve

Additional monitoring of the curve shape with a master curve (envelope curve). MPEC offers a comprehensive working environment for the creation of up to 10 master curves. The globally stored envelopes can be used in all programs.

Dynamic fieldbus

With the Dynamic Fieldbus the MPEC provides a powerful tool for individual and free configuration of the output and input range for the industrial fieldbus communication with a control computer (PLC). Easy and variable configuration of the output and input area via drag & drop with definition blocks (functions, parameters, results ...).

Analysis / Optimisation

Process data recording and display of all measured values, results, evaluations and curves. Excellent instruments for process analysis, such as curve chart or curve discussion as well as the simulation environment for process optimisation. Quick access to all registered devices and the data stored in the respective job.

Data handling

Reliable saving of jobs (system settings, parameters, programs, results and curves). Export of the results to a ZIP archive (importable), as a CSV file, in qs-STAT format for evaluation with Q-DAS® products or customised for the customer-specific database.

